

# POLISHFLEX

The gentle power pack for professionally treating painted surfaces.

**FLEX**  
Das Original



POLISH**FLEX** PE 14-2 150




# PE 14-2 150

The new polisher sets the standard.



## The new **POLISHFLEX** PE 14-2 150 was developed by professionals for professionals.

The new **POLISHFLEX** is perfectly adapted to user requirements. Motor and gear units both operate extremely quiet. The optimum speed range of 380-2100 rpm and the high torque are ideal for treating a variety of surfaces. The ergonomic design and low weight make it easy to reach and prepare even problematical spots. The maximum polishing pad diameter is 8" enabling horizontal and vertical surfaces to be quickly and comfortably treated.




*The **POLISHFLEX** gear unit is an innovative combination\* of a planetary and lapped angular gear unit. The planetary gear units can transmit very high torques despite their very compact design. Very little noise emerges thanks to sound optimization - even under load.*

*\*patent pending*



*The tool has a low-profile gear head to keep the distance from the surface as small as possible. The machine can therefore be operated safely in any position. The SoftGrip cover is ergonomically formed for optimum, precision guidance. If required, a handle can be attached at the side (included as standard equipment).*



*Powerful 1400 watt motor has a highly-efficient ventilator for optimum air flow. The optimized air duct system ensures the best possible cooling of the gear unit and motor. And there is no annoying exhaust air for the user.*



*Accelerator switch for a slow and caring start (starting speed at setting 1 (380 - 600 rpm)) and lock-on for continuous operation.*



*Microprocessor electronics with stepless 380-2100 rpm pre-selection speed.*



*The spindle lock is ideally positioned to prevent operating error and does not interfere with the grip area.*

# The Fast and the Sentimental.

Highest-level quality



## Even now the new **POLISHFLEX** PE 14-2 150 has acquired an excellent reputation.

What do the RUF CTR3 super sports car and the new **POLISHFLEX** have in common? Both have been developed to bring about the best possible values in the fields of drive, gear unit, motor output and durability - but with the difference that one of them has to attain its performance very quickly on the asphalt and the other very "gently" on the surface. Along with its internal values, the new **POLISHFLEX** also has a "sportslike" design allowing it to be assuredly "steered" into the most difficult of places.




*The **POLISHFLEX** runs very quietly. Noise optimization is such that it is hardly noticeable even under load.*



*By using micro-fiber cloths, residue can be gently and dependably removed.  
**TIP:** Remove any excess polishing agents from the surface after each and every use.*



*The PE 14-2 150 can be guided with precision through awkward spots - thanks to its flat design and optimized weight.*



*The maximum polishing pad diameter is 8", making it possible to treat horizontal and vertical surfaces quickly and correctly.*

# Overview FLEX Polisher

Which polisher best meets my requirements?

## FLEX is the Polishing Specialist



Metal/Stainless steel



Coated surfaces

For “coated surfaces”, FLEX has the ideal polishing solution for each and every application.

### 1. The Gentle Power Pack

The new *POLISH*FLEX PE 14-2 150 belongs to our group “gentle power pack”. High torque at low rpm’s is the distinction of this machine. From the start in the low speed range 380 to 400 rpm you can feel the power and torque. Even the most demanding surfaces can be perfectly polished. Especially pleasing is the low gear noise, which professionals have appreciated and it will certainly impress you.

### 2. The Allrounder

This small and handy allrounder from FLEX produces a wide speed range of 1100 to 3700 rpm and features an ergonomic design with slim rear grip and accelerator switch.

### 3. The Rotary-Orbital Polisher

With its combined rotary and orbital movement the XC 3401 VRG imitates the movement of the human hand. The surface stays cool and gives the perfect finish. Coated surfaces are not only polished but also sealed and conserved. Surfaces can be treated without the fear of holograms. The XC 3401 VRG is especially suited to remove polishing marks and holograms.

### 4. The KOMPAKT 3 Polisher

This 3" lightweight, rotary polisher is great for the fine detailing and for those small, hard to reach areas on marine, auto and motorcycles.

	<i>The Gentle Power Pack</i>	<i>The Allrounder</i>	<i>The Rotary-Orbital Polisher</i>	<i>The KOMPAKT 3 Polisher</i>
				
	<b>PE 14-2 150</b>	<b>L 3403 VRG</b>	<b>XC 3401 VRG</b>	<b>PE8-4 80</b>
Power input (amp)	10	10	10.9	7.6
Max. back-up pad diameter (inches)	8	6.5	6.5	3
Speed without load (rpm)	600-2100	1100-3700	160-480	1,300-3,900
Weight (pounds)	5.6	4.8	5.7	4.2
Drive	rotary	rotary	rotary orbital	rotary

# The Gentle Power Pack

# The Allrounder



## PE 14-2 150

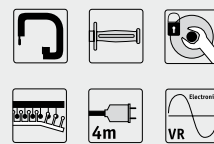
## L 3403 VRG

### Compact variable-speed polisher with a high torque

- VR electronic control: stepless speed selection, tachogenerator-controlled constant speed, overload protection, restart inhibit and temperature monitoring.
- Powerful 1400-watt motor with highly-efficient ventilator for optimum cooling.
- Continuous speed control trigger: for a gentle start, starting speed at Setting 1 (380 - 600 rpm) and a lock-on for continuous operation
- Optimized air ducting for optimum cooling of motor and gear. No annoying exhaust air for the user.
- Innovative combination of planetary and angular gears reduces noise to an absolute minimum.
- Flat gear head reduces distance to the surface. The machine can therefore be operated safely in any position.
- Grip hood: ergonomically shaped with SoftGrip. The Machine can be controlled with precision and is always comfortable yet secure to hold.
- Spindle lock: it is ideally positioned to prevent operating error and does not interfere with the grip area.
- With rubberized backing to protect machine and work surface
- 10' power cord.

### Polisher with continuous speed control trigger

- VR microprocessor control: with tachogenerator constant speed control, soft start, continuous speed control trigger, restart protection after power failure, overload protection, temperature monitoring and speed selection.
- Extended speed range.
- High-powered motor: can handle extreme loads.
- Ergonomic design.
- Slim shaft grip with ergonomic bail handle for optimum handling and fatigue-free polishing.
- Spindle lock.
- 10' power cord.



### SPECIFICATIONS

Max. polishing pad diameter	6"
Max. back-up pad diameter	8"
Speed without load	600-2100 rpm
Power input	10 amp
Power output	880 watt
Tool fixture	5/8"
Dimensions (L x H)	15-3/4" x 4.7"
Weight	5.6 lbs

### Standard equipment

PE 14-2 150  
1 handle

### SPECIFICATIONS

Max. polishing pad diameter	6.5"
Max. back-up pad diameter	6.5"
Speed without load	1100-3700 rpm
Power input	10 amp
Tool fixture	5/8" - 11"
Weight	4.8 lbs

### Standard equipment

L 3403 VRG:  
1 bail handle  
1 side handle

### Speed without load

L 3403 VRG:  
1 - 1100/min    4 - 2300/min  
2 - 1500/min    5 - 2700/min  
3 - 1900/min    6 - 3700/min

Sanding discs/polishing pads are sold separately.

# The Rotary-Orbital Polisher

# The KOMPAKT 3 Polisher



## XC 3401 VRG

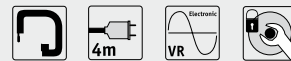
## PE8-4 80

### Positive-drive rotary-orbital polisher

### 3" Lightweight-Portable-Rotary Polisher

- VR microprocessor control: with tachogenerator constant speed control, soft start, continuous speed control trigger, restart protection after power failure, over-load protection, temperature monitoring and speed selection.
- 5/16" orbit for high efficiency.
- Permanent direct drive for an even polished surface.
- Cushioned special hook and loop pad for polishing.
- Removable, ergonomic handle and guard for optimum handling in all applications.
- Low heat generation on the surface makes it ideal for temperature-sensitive paints.
- Counterweight for smoother operation.
- Low height and low weight.
- Spindle lock.
- 10' power cord.

- VR electronic control: stepless speed selection, tachogenerator-controlled constant speed, overload protection, restart inhibit and temperature monitoring.
- Spindle lock-positioned to prevent operating error and does not interfere with the grip area.
- 10' power cord.
- Industry leaders have said "Precision buffing, surgical buffing".



#### SPECIFICATIONS

Max. back-up pad diameter	6.5"
Velcro pad	5.5"
Speed without load	160-480 rpm
Orbit	5/16"
Orbit rate, without load	3200-9600 rpm
Power input	10 amp
Power output	590 watt
Weight	5.7 lbs

#### Standard equipment

**XC 3401 VRG:**  
 1 grip cover  
 1 knob grip  
 1 special Velcro pad, 5.5"

#### Speed without load

<b>XC 3401 VRG:</b>	
1 - 160/min	4 - 330/min
2 - 210/min	5 - 400/min
3 - 270/min	6 - 480/min

#### SPECIFICATIONS

Max. polishing pad diameter	3"
Max. back-up pad diameter	3"
Speed without load	1,300-3,900 rpm
Power input	7.6 amp
Tool fixture	5/8" - 11"
Weight	4.2 lbs

#### Standard equipment

**PE8-4 80:**  
 1 side handle

Sanding discs/polishing pads are sold separately.

# FLEX Professional Polisher

## Accessories

										PE 14-2 150	L 3403 VRG	XC 3401 VRG	PE8-4 80
		Dimensions in Inches	Type	QP	Order No.								
<i>The Gentle Power Pack</i>													
<i>The Allrounder</i>													
<i>The Rotary-Orbital Polisher</i>													
<i>The 3" Lightweight Rotary Polisher</i>													
<b>Sponge Blue Coarse (Coarse, Hard)</b>													
	Beveled edge, self-centering. Hybrid compounding pad.	6-1/4" x 1-1/4"		1	651.100	■	■	■	-				
<b>Polishing Pad</b>													
	Beveled edge, self-centering polishing pad.	6-1/4" x 1-1/4"		1	651.150	■	■	■	-				
<b>Ultra Finishing Pad</b>													
	Beveled edge, self-centering ultra compounding pad.	6-1/4" x 1-1/4"		1	651.250	■	■	■	-				
<b>Foam Pad</b>													
	<b>NEW!</b> Orange	3"		1	555.110	-	-	-	■				
		2"		1	555.115	-	-	-	■				
		1"		1	555.120	-	-	-	■				
	Green	3"		1	555.125	-	-	-	■				
		2"		1	555.130	-	-	-	■				
		1"		1	555.135	-	-	-	■				
	Black	3"		1	555.140	-	-	-	■				
		2"		1	555.145	-	-	-	■				
		1"		1	555.150	-	-	-	■				
<b>Velcro® Pad</b>													
	Soft and springy for uniform pressure distribution, universal applications for holding polishing accessories, with centering hole and centering tube, adapter 5/8".	6"		1	289.957	■	■	-	-				
		5"		1	652.500	■	■	-	-				
<b>Bonded Sanding Pad with Hook Face</b>													
		3"		1	900.710	■	■	-	■				
		4"		1	900.720	■	■	-	-				
		5"		1	900.730	■	■	-	-				
<b>Backing Pad</b>													
	Molded sanding pad with hook face.	1"		1	556.111	-	-	-	■				
		2"		1	556.115	-	-	-	■				
		3"		1	556.125	-	-	-	■				





- The Gentle Power Pack
- The Allrounder
- The Rotary-Orbital Polisher
- The 3" Lightweight Rotary Polisher

	Dimensions in Inches	Type	QP	Order No.	PE 14-2 150	L 3403 VRG	XC 3401 VRG	PE8-4 80
<b>Special Velcro® Backing Pads</b>								
 <p>For XC 3401 VG variable speed dual-action orbital polisher.</p>	5-1/2"		1	342.637	-	-	■	-
	4-3/8"		1	383.317	-	-	■	-
<b>Lambskin Polishing Pad</b>								
 <p>Dense, high-quality lambskin. Enhances the cutting efficiency of abrasive polishes, and reduces the polishing temperature. Velcro fastener.</p>	5.1"		1	557.155	■	■	■	-
<b>Lambswool Bonnet</b>								
	7"		1	651.500	■	■	-	-
<b>Double Adaptor</b>								
	5/8" x 11		1	951.125	■	■	-	■
<b>Swirl Finder Light</b>								
 <p>Utilizes a 3-watt LED bulb that is able to illuminate swirl marks, spider web scratches, water spots, and other gloss-hindering paint imperfections. The focus of the beam can be adjusted depending on your distance from the surface. A three-stage tail switch toggles the beam between hi-power, low-power, and strobe settings.</p>			1	993.100	■	■	■	■
<b>Polisher Bag</b>								
 <p>Made of tough canvas with reinforced seams and an external large zippered opening. Lined with moisture-resistant vinyl for easy spill clean-up. Adjustable strap.</p>	20" x 12" x 10"		1	992.100	■	■	■	■
	20" x 12" x 10"		1	991.100	■	■	■	■
<b>Tool Belt</b>								
			1	994.100	■	■	■	■

# FLEX Polishing System

For perfect paint surfaces



Whether it is a matter of polishing, paint care, sealing, scratches or hologram effects, we not only have the optimum machinery but can also help you in all questions to do with treating painted surfaces.

Demands are being constantly placed on vehicle paintwork – from weather and air pollution to mechanical effects. The consequences come in the form of streaks and scratches. The paint surface becomes lackluster and dull. The damage is particularly conspicuous in dark shades or under the sun's rays. Just as annoying are hologram effects. Although very small, they still leave dull, grayish traces on the paint surface – just like a film of grease.

Just one more thing to mention: before repairing paint damage or flaws, the surface should be prepared as usual by sanding down the surface with the right grain. Moreover, after any work, we would recommend wiping the surface with a micro-fiber cloth to remove any polishing residues. It also pays to be aware of the different ways in which lambswool and sponges operate. Although soft, fluffy top wool continues to be looked upon as ideal for final polishing, in reality it is extremely aggressive. The fact that the polishing agent is intensively placed on and around the fibers increases the impact of the polish four-fold. This means that with lambswool the time needed and heat generated are lower compared to the sponge.

## Tips and tricks:

1. Before starting, the best thing is to mask off any rubber parts, seals and paint-free sections. This saves you from having to undertake troublesome cleaning at the end.
2. Make use of the recommended combination of machine and pad polish.
3. Test the polish beforehand on a small, non-visible area.
4. Start with speed step 1 and go up to a maximum 2300 rpm.
5. Keep checking on the surface temperature with the back of your hand. It should be warm to the touch – and not any hotter. Too much pressure and an excessive speed will result in surface damage.
6. Let the machine's own weight do the work.
7. Any contamination of the lambswool and sponge can have a major negative effect on the outcome.
8. Always use the same sponge/ lambswool for the same polishing agent.
9. Moisten the sponge and/or lambswool before polishing and undertake a preliminary seal. This eases the work for you and stops the polish and/or sealing from rapidly drying out.
10. As a dry polish can damage the surface, you should repeatedly moisten the surface with a sprayer.
11. You should keep the machine constantly in motion both to stop any surface damage and for an even finish.
12. On finally finishing, you should then remove any surplus polishing agents from the surface – done with a clean micro-fiber cloth which is always used for just one agent.
13. Cleaning the lambswool, sponge or micro-fiber cloth after use will promote their longevity.

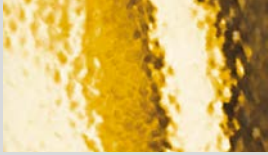


## Recommended Applications

The Gentle Power Pack

The Rotary-Orbital Polisher

The Allrounder



Orange peel effect



Dust inclusions



Deep scratches



Scratches



Slight signs of wear



Hologram effects



High-gloss finish/Care



Sponge  
Blue Coarse  
(Coarse, Hard)

Polishing  
Pad



Ultra  
Finishing  
Pad



To remove any deep-seated scratches, we would recommend using the polishing lambswool together with FLEX SpecialPolish.



Scratches can be removed using the blue polishing sponge and FLEX SpecialPolish.



Hologram effects can best be worked on with the black polishing wafer sponge and FLEX SpecialPolish



The XC 3401 VRG rotary-orbital polisher and FLEX NanoPolish & Wax are ideal for sealing and care.

# FLEX Professional Tips

Polishing and more.



Polishing is not polishing. In the everyday world, the term is synonymous with smoothly sanding down a surface for a gloss finish. The professional definition, by contrast, is more widely construed. A good “polish” including paint preparation and care comprises the following 3 steps:

**POLISHING: Using mechanical operations to achieve a smooth, yet high-gloss surface.**



## Professional tips for polishing

- Never use polishing agents in the sun, at high temperatures or when the air humidity is high.
- Thoroughly wash the paint surface each time before it is worked on and allow to dry.
- Do not use any dirty cloths or sponges.
- Avoid any transitions which lead to irregularities and streaks forming.
- Regularly change and clean the polishing sponge.
- Use the polish sparingly. Too much polishing agent makes polish removal that much more arduous and also impairs quality.

**SEALING: Permanently seal porous surfaces.**



## Professional tips for sealing

- First clean intensively.
- Clean the surface of all dead paint and tinting particles.
- Caution - incorrect application leads to both the paint surface and dirt being sealed in.

**PAINT CARE: Wax to ensure paint care.**



## Professional tips for paint care

- Thoroughly clean the surface beforehand.
- Apply agents sparingly and uniformly.
- Make sure the surface is absolutely dry.
- Avoid the sun's rays, excessive heat, humidity and temperatures below freezing.

# FLEX Professional Tips

## Rotary or orbital?



As with many questions in life, there is no clear cut answer to this particular question. Just as with selecting the right polish for your job, recommending a polisher, rotary or orbital, depends on the job at hand. It can be said that rotary polishers are used more frequently in the professional market. Although you can find the orbital's being used for the finishing work in the professional market. The orbital's seem to be the preference of polishers in the semi-professional market.

### ROTARY: Caring and aggressive


Polishing is very much a matter of feeling and precision. Nevertheless by using a rotary machine you will, as a professional, assuredly master every situation to be worked on. Two aspects, however, need to be noted. Firstly, a rotation movement impacts much more aggressively on the surface than a orbit polisher does. Secondly, non-professional application may very quickly produce hologram effects.



e.g the L 3403 VRG rotation polisher

#### Ideal for:

- Dust inclusions
- Orange peel effect
- Paint runs
- Spray mist
- Markedly weathered paints
- The usual scratches
- Paint cleaning



### ROTARY-ORBITAL: Effective and efficient

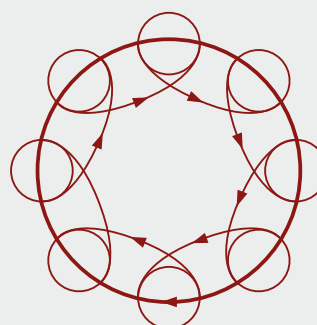
Eccentrics are, by nature, specialists and not often liked much by their fellow beings. However, this in no way applies to polishers with that excentric (rotary-orbital) motion and permanent positive drive. No surprise really since these polishers ensure effective, efficient work. Thanks to the special motion and large stroke length, paint surfaces can be excellently sealed and polished to the exclusion of any hologram effects. The machine can also remove any hologram effects and polishing haze present – and particularly so on dark paints.



Rotary-Orbital Polisher XC 3401 VRG

#### Ideal for:

- Weathered paints
- Slight scratches
- Slight signs of wear
- Removing hologram effects
- Streaks
- Hair lines
- High-gloss polishing
- Sealing



*Professionals also use rotation polishers to work on this kind of paint damage.*

# FLEX. More than simply polishing.



## The tops in whatever discipline.

The FLEX program for professional metal surface finishing.

FLEX has probably the most extensive range for the metal surface finishing professionals. The range stretches from universal products such as angle and straight grinders through to band and circular saws and to a host of specialities such as burnishing machines and tube belt grinders. Metalwork shops, fitters' workshops and railing constructors, for instance, can always rely on FLEX.



*Not all tools shown are available in North America.*



### Master of all the classes.

The FLEX program for professional stoneworking.

Stone has its own laws as well as its own peculiarities and sensitivities. This is something known all too well to stone masons, stone sculptors as well as to garden constructors and landscapers. That is why they work natural and artificial stone with FLEX machinery and accessories. All the more so since FLEX sets the standards all the way from wet grinders and stone cutting through to bushhammers. This holds true in matters of robustness, dependability, handling and maintenance friendliness.



### Everything covered.

The FLEX program for all professional renovation, improvement and modernization work.

Whether it is a matter of preparing surfaces, chiselling work to remove plaster or masonry or drilling holes for anchoring systems – the precision, dependability and handling of professionals never fails to impress. And it is quite obvious that this is admirably true for their tools and accessories. At FLEX each is a master of his particular field – from the wall and ceiling sanders through to mixers and mobile vacuum cleaners.

*Not all tools shown are available in North America.*

[www.flexnorthamerica.com](http://www.flexnorthamerica.com)

**FLEX**  
Das Original

## FLEX. The Original.



*This means performance: the high-speed angle grinder – a FLEX invention*

For more than 85 years, Stuttgart-based FLEX has been known as a manufacturer of high-quality power tools. This is one of the secrets of our success: We are closely aligned with the requirements of craftsmen. This results in products that are famous for their long service life, performance and high functionality in many industries. For more, visit [www.flexnorthamerica.com](http://www.flexnorthamerica.com)

For more information about **POLISH FLEX** and all other FLEX products please contact your FLEX retailer, visit our website at [www.flexnorthamerica.com](http://www.flexnorthamerica.com), or call 877-331-6103.



Your specialist retailer